

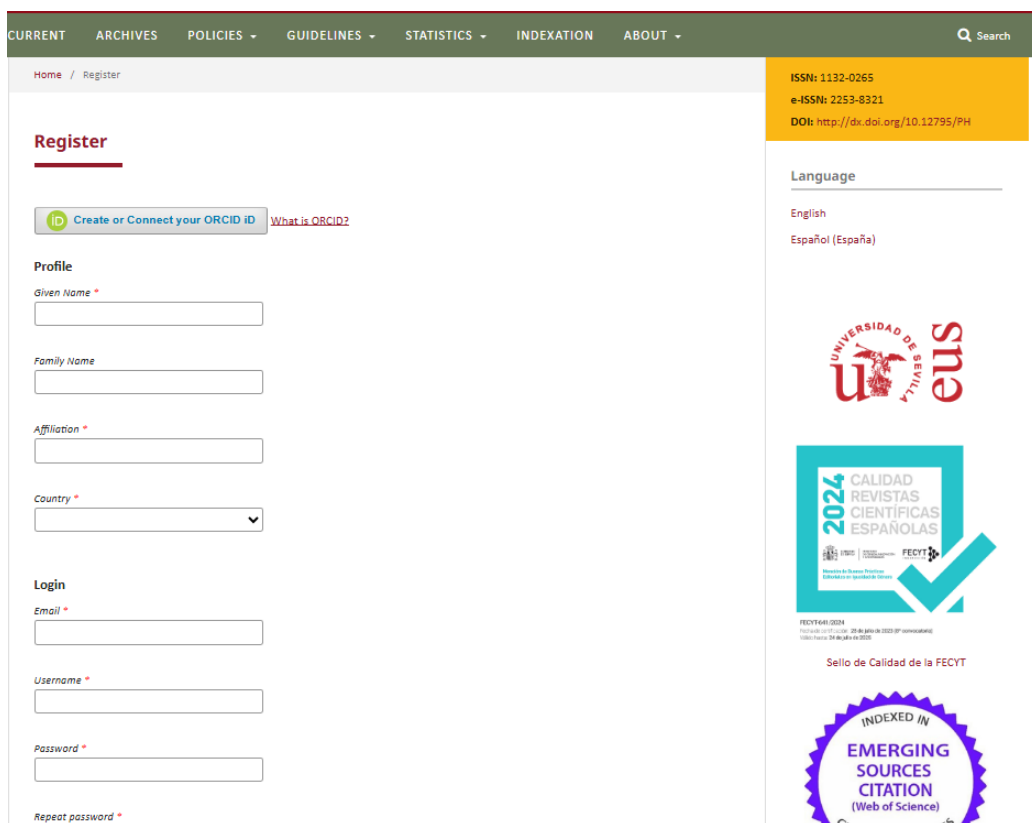
Instructions for Author Registration on the OJS platform and submission of the article

1. **REGISTER AS AN OJS USER IN THE JOURNAL AND LINK YOUR ORCID PROFILE WITH THE OJS USER**

VERY IMPORTANT!!

In the event that the article is signed by more than one author, **ALL of them** must carry out the registration process on the journal's platform and link their ORCID, since each of them plays the role of "author".

Enter the following link and create a profile with username and password: [Register | Philologia Hispalensis](#)



To do this, it is **mandatory** to carry out the following steps:

1. Link or connect your ORCID identifier (alphanumeric, non-commercial code that uniquely identifies scientists and other academic authors). If you do not have the aforementioned digital identifier, you must create it and then link it (<https://orcid.org/register>).
2. Create your profile on the platform: fill in the requested academic data form. Please note that the email must be of an institutional nature (personal emails are not allowed).
3. Activar su cuenta.

← → ↻ 🏠 🌐 📄 🌟 📁

revistascientificas.us.es/index.php/PH/user/register



PHILOGIA HISPALENSIS Revista de Estudios Lingüísticos y Literarios

CURRENT ARCHIVES POLICIES ▾ GUIDELINES ▾ STATISTICS ▾ INDEXATION ABOUT ▾

Home / Registration awaiting verification

Registration awaiting verification

We've sent a confirmation email to you at jrisoto@fundacionsafa.es. Please follow the instructions in that email to activate your new account. If you do not see an email, please check to see if it was put in your spam folder.

ISSN: 1132-0265
e-ISSN: 2253-8321
DOI: <http://dx.doi.org/10.12795/PH>

Language

English
Español (España)

2. SUBMISSION

The submission process consists of the following steps:

1. Access your registration dashboard.

- Continue to fill in the data of your profile (Identity, Contact, Tasks, Public, Password, Notifications). Pay special attention to the "**Identity**", "**Tasks**" tabs (mark the reader option and mainly the "author") and "**Audience**". Don't forget to relink your ORCID.



PHILOGIA HISPALENSIS Revista de Estudios Lingüísticos y Literarios

CURRENT ARCHIVES POLICIES ▾ GUIDELINES ▾ STATISTICS ▾ INDEXATION ABOUT ▾

Q Search

About the Journal



Philologia Hispalensis is a scientific, linguistic and philological international journal, attached to the University of Seville Press, with annual periodicity which conforms to the double-blind peer-reviewed. The journal's regular format consists of one annual volumen consisting of two issues, one dedicated to *Linguistic studies* and another to *Literary studies*. Since 1986 it has been published without interruption.

Philologia Hispalensis uses the external peer review system, endorsed by a Scientific Council and an External Advisory Board, both international. Its contents are accessible in full text, free of charge, to the entire scientific community and researchers. For more information, check [About the Journal](#).

THEMATIC ASSIGNMENT:
Linguistics | Literature

ISSN: 1132-0265
e-ISSN: 2253-8321
DOI: <http://dx.doi.org/10.12795/PH>

Language

English
Español (España)



DASHBOARD
VIEW PROFILE
LOGOUT

Philologia Hispalensis Tasks 0 English View Site

UNIVERSIDAD DE SEVILLA

Submissions
Issues
Announcements
Settings
Users & Roles
Tools
Statistics

Profile

Identity Contact **Roles** Public Password Notifications API Key

Roles

- ☐ Reader
- ☐ Author
- ☐ Reviewer

+ Register with other journals

Reviewing interests

Save

Your data is stored in accordance with our [privacy statement](#).

* Denotes required field

Philologia Hispalensis Tasks 0 English View Site

UNIVERSIDAD DE SEVILLA

Submissions
Issues
Announcements
Settings
Users & Roles
Tools
Statistics

Profile

Identity Contact Roles **Public** Password Notifications API Key

Profile Image

Drag and drop a file here to begin upload Upload File

Bio Statement (e.g., department and rank)

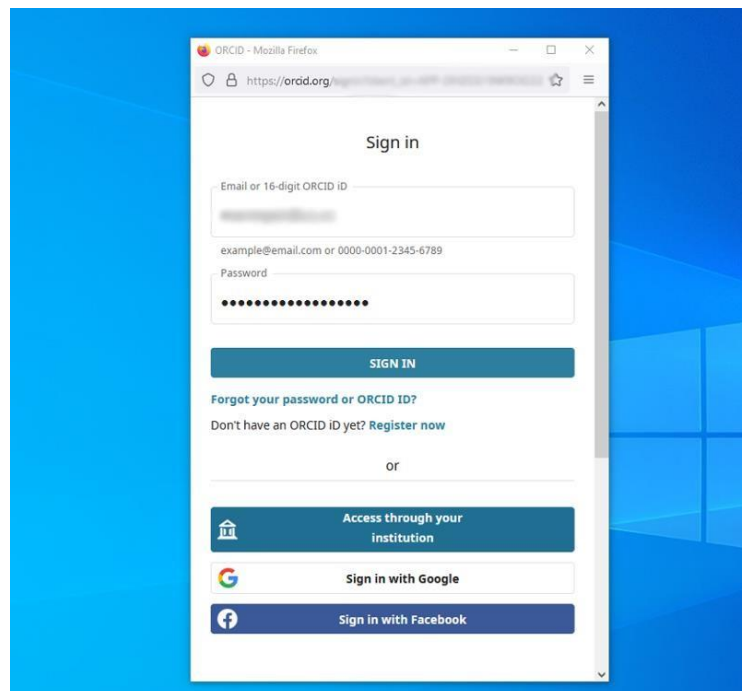
Homepage URL

<https://orcid.org/12345678901234567890>

ORCID iD


Save

This will take you to the ORCID page where you will need to enter your username and password



2. Submission

To submit an article to the journal, once registered, go to the "Submit an article" section. The following screen will appear with the different data that you have to fill in. Proceed to fill in the information in sections 1, 2, 3 and 4 following the instructions

**UNIVERSIDAD
DE SEVILLA**

Submissions

Submit an Article

[1. Start](#) [2. Upload Submission](#) [3. Enter Metadata](#) [4. Confirmation](#) [5. Next Steps](#)

Submission Language

Español (España) ▾

*Submissions in several languages are accepted. Choose the primary language of the submission from the pull-down above. **

Section

Articles ▾

*Articles must be submitted to one of the journal's sections. **

Submission Requirements

You must read and acknowledge that you've completed the requirements below before proceeding.

☐ The article has not been previously published nor has it been submitted for consideration by any other journal.

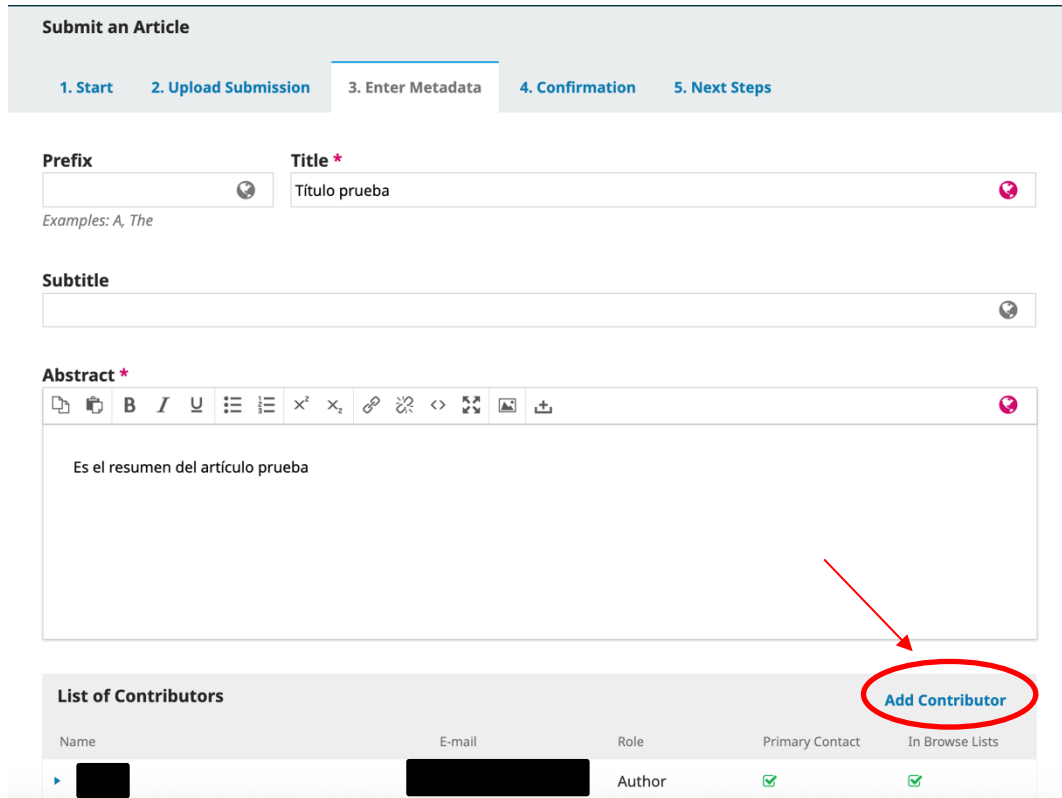
☐ The text meets the stylistic and bibliographic conditions included in this guideline. Otherwise, it will not be accepted.

☐ The PUBLICATION ETHICS AND BAD PRACTICES DECLARATION are specified in:
[Ethical Commitment | Philologia Hispalensis \(us.es\)](#)

☐

The author's name and any possible reference that may reveal who the author of the article is has been removed from the text.
When the text is sent to the peer evaluation section, follow the instructions included in *Ensuring an Anonymous Evaluation*.

VERY IMPORTANT. If the **authorship** of the article is **shared**, keep in mind that **the author who assumes the responsibility of uploading the article to the platform is in charge of filling** in tab 3. "Enter the metadata" **the data of the other co-authors** as well – a file for each author – (referred to in the OJS platform as "collaborators"), beyond the fact that they have previously carried out the mandatory registration process, **as well as enter the links to ORCID of these collaborators**, so that all of them are duly linked to the article.



Submit an Article

1. Start 2. Upload Submission 3. Enter Metadata 4. Confirmation 5. Next Steps

Prefix
Examples: A, The

Title *
Título prueba

Subtitle

Abstract *
Es el resumen del artículo prueba

List of Contributors

Name	E-mail	Role	Primary Contact	In Browse Lists
▶ [Redacted]	[Redacted]	Author	✓	✓

[Add Contributor](#)

All the requested data will be completed, paying special attention to the information highlighted in the image (fill in a form for each co-author or collaborating author):

In this way, an email will be sent to the co-author asking him or her to authorize his or her collaboration in the article by linking his or her ORCID profile:

Once this last step is completed, the ORCID will be visible on the OJS platform.

Estimado/a **Autor/a**
Se le ha añadido como coautor/a de un artículo para **Nombre de la Revista**
Para confirmar su autoría, añada su identificador ORCID a este envío mediante el siguiente enlace.

 [Registrar o conectar su identificador ORCID](#)

[Puede encontrar más información sobre ORCID en](#) **Nombre de la Revista**

Finally, just confirm the submission:

Submit an Article

[1. Start](#) [2. Upload Submission](#) [3. Enter Metadata](#) [4. Confirmation](#) [5. Next Steps](#)

Your submission has been uploaded and is ready to be sent. You may go back to review and adjust any of the information you have entered before continuing. When you are ready, click "Finish Submission".

[Finish Submission](#)

[Cancel](#)

Platform &
workflow by
OJS / PKP